



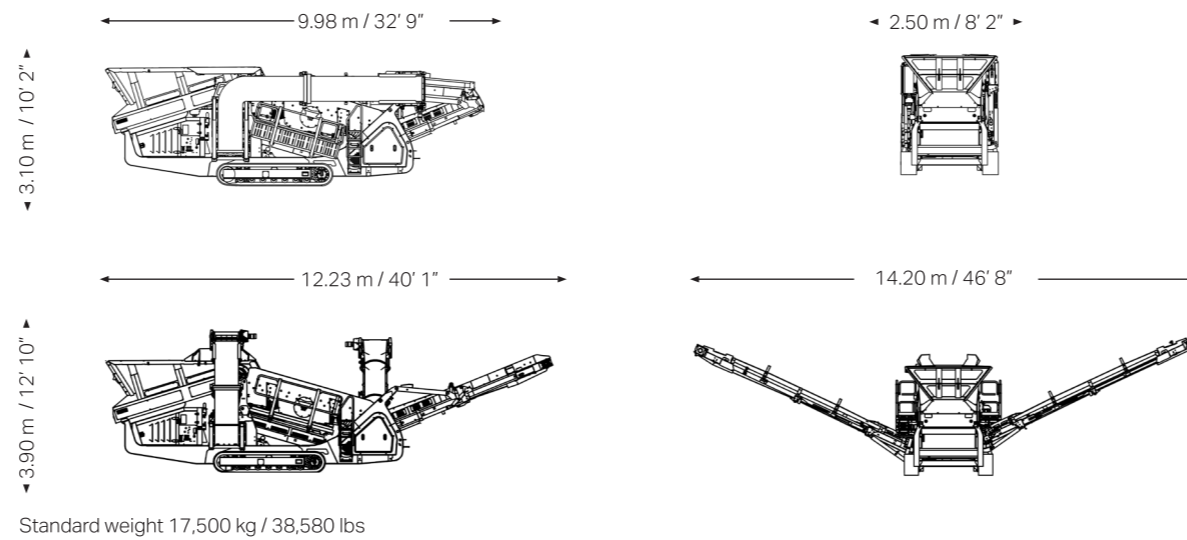
QE241 SCALPER ENGINEERING IN MOTION

TECHNICAL SPECIFICATIONS

KEY SPECIFICATIONS	DATA
Screen box	
Type	2 Bearing Heavy Duty, 2 Deck
Top deck	3352 mm x 1240 mm / 11' x 4'
Bottom deck	3090 mm x 1220 mm / 10' 1" x 4'
Feeder	Heavy Duty plain belt
Conveyor belt widths	
Oversize	1200 mm / 47"
Side (midsize)	650 mm / 26"
Side (fines)	650 mm / 26"

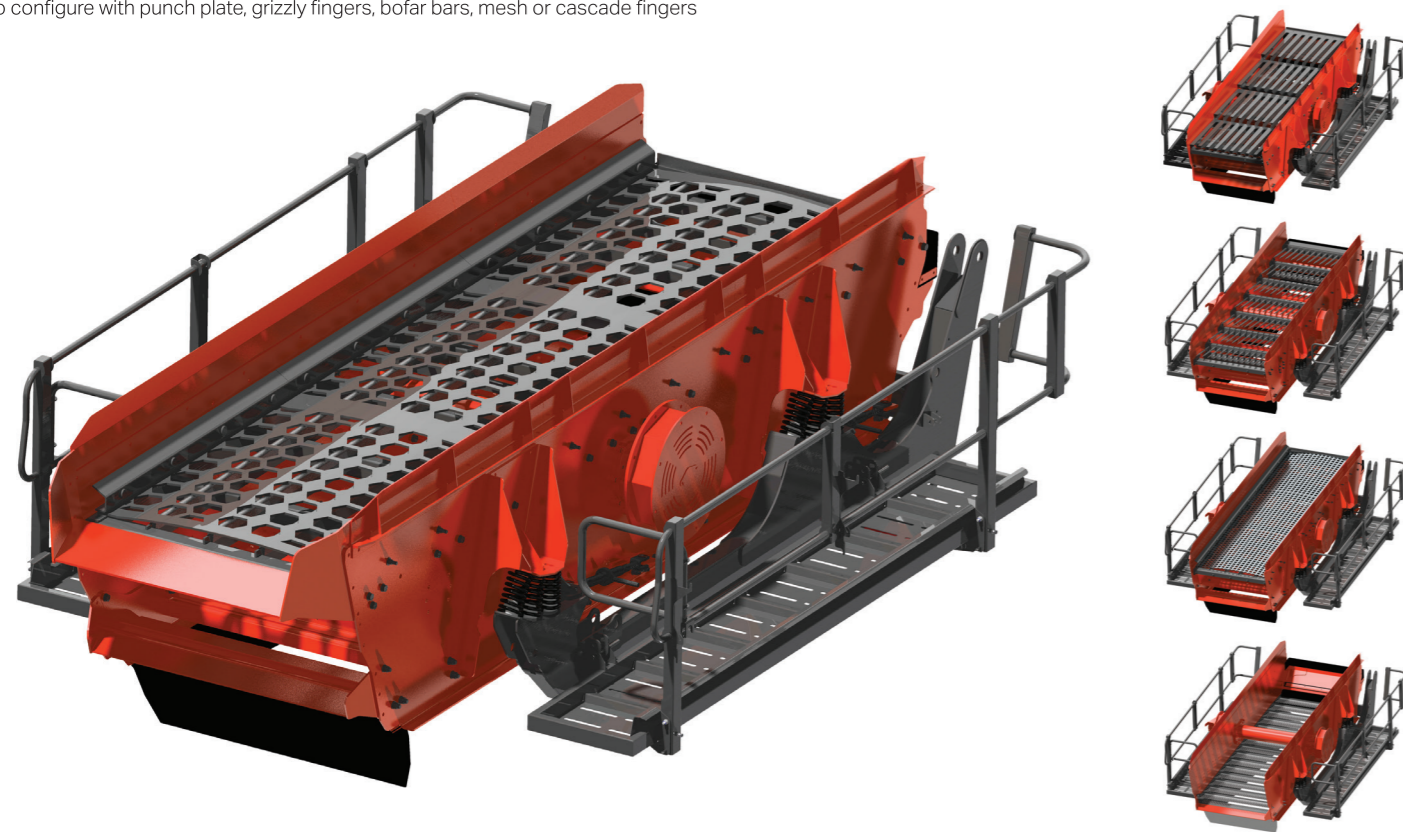
KEY SPECIFICATIONS	DATA
Conveyor discharge heights	
Oversize	3103 mm / 10' 2"
Side (midsize)	3640 mm / 11' 11"
Side (fines)	3860 mm / 12' 8"
Power pack	
Engine type	C3.4 55 kW / 74 hp or C4.4 74 kW / 100 hp
Diesel tank size	300 litres / 79 USG
Hydraulic tank size	280 litres / 74 USG

Note. All weights and dimensions are for standard units only



Standard weight 17,500 kg / 38,580 lbs

Ability to configure with punch plate, grizzly fingers, bofar bars, mesh or cascade fingers



BS-33Rev1 © Sandvik Construction 2016 SANDVIK is a registered trademark owned by Sandvik Intellectual Property AB in Sweden and other countries

QE241 SCALPER ENGINEERING IN MOTION

KEY SPECIFICATIONS	DATA
Screen type	2 Bearing Heavy Duty, 2 Deck
Screen box size	11' x 4' / 3.35 x 1.24 m
Engine	C4.4 74.5 kW / 100 hp C3.4 55 kW / 74 hp
Transport dimensions	9.98 m / 32' 9" (l) 2.50 m / 8' 2" (w) 3.10 m / 10' 2" (h)
Weight	17,500 kg / 38,580 lbs

COMPACT SCALPING

Our QE241 is the most compact model in the heavy duty scalper range. It has been designed for the smaller operator who requires a high performing, versatile unit with a smaller operating footprint that is easy to transport.

We have designed the QE241 with a highly aggressive 11' x 4' / 3.35 x 1.24 m double deck screenbox for increased screening efficiency. This features a banana type bottom deck arrangement to further improve screening capability.

With a wide choice of screen media available, the QE241 offers you a highly versatile solution which can be configured to suit the specific requirements of the application. Its robust chassis has been designed to be compatible for two-way or three-way split versions, unique in this product category and the screenbox features a modular deck frame for quick changeover of screen media.

STANDARD FEATURES INCLUDE:

- Heavy duty screen box with uniquely high throw and aggressive action
- Massive stockpiling capability through integrated hydraulic conveyors
- Compatible for 2-way or 3-way split configurations
- Hydraulic oil cooler fitted as standard
- Designed for efficient fuel economy and low operating costs
- Fully compliant with all current safety regulations

- ① **Feed hopper**
- Large volume wear resistant feed hopper
 - One-piece hopper design for quick set-up time
 - Fitted with impact bars for heavy duty applications
 - Optional hopper extensions available
 - Split rear hopper door which can be lowered for direct feeding with crusher
 - Heavy duty belt feeder fitted as standard

- ② **Screen box**
- Class leading 11' x 4' / 3.35 x 1.24 m double deck screen box for increased screening efficiency
 - Heavy duty screen box with uniquely high throw and aggressive action ensures maximum productivity
 - Banana type bottom deck to increase screening efficiency
 - Screen box can be raised for bottom deck change enabling ease of maintenance
 - Modular deck frame for quick changeover from mesh to tines

- ③ **Mid size conveyor**
- Discharge height 3645 mm / 11' 11" enabling massive stockpiling capacity
 - 650 mm / 26" wide belt
 - Hydraulically angle adjustable

- ④ **Oversize conveyor**
- Discharge height 3103 mm / 10' 2" enabling massive stockpiling capacity
 - 1200 mm / 47" wide belt to optimise material flow and increase capacity
 - Impact bars for durability and glide bed to eliminate troughing and roll-back of material
 - Hydraulically folding for ease of transport

- ⑨ **Fines conveyor**
- Discharge height 3860 mm / 12' 8" enabling massive stockpiling capacity
 - 650 mm / 26" wide belt
 - Blade type belt scraper

- ⑧ **Power pack**
- Emissions compliant engine
 - Easy access for service and maintenance
 - Steel diesel tank with twin filler enables filling from either side of the machine


- ⑦ **Control system**
- User friendly colour coded control panel
 - One-touch sequential auto start / stop facility for easy operation
 - Hydraulic oil cooler fitted as standard

- ⑥ **Tracks**
- 400 mm / 16" wide two speed tracks for faster relocation between jobsites
 - Radio remote (optional)

- ⑤ **Chassis**
- Robust chassis for strength and durability
 - Large clearance from oversize belt to chassis for oversize material
 - Compatible for 2 way and 3 way split configurations
 - Mid and Fines Conveyor can be repositioned on one side, ideal for confined spaces
 - Ergonomically designed incline ladders for access to screen box
 - Maintenance platforms (optional)



STANDARD FEATURES



Colour coded control panel for ease of operation



Two-speed tracking



One piece hopper for quick and easy set-up



Incline ladders for screenbox access



Screen box jack up facility allows easy access



Split rear hopper door for direct feeding